

# Making Payments on Invoices

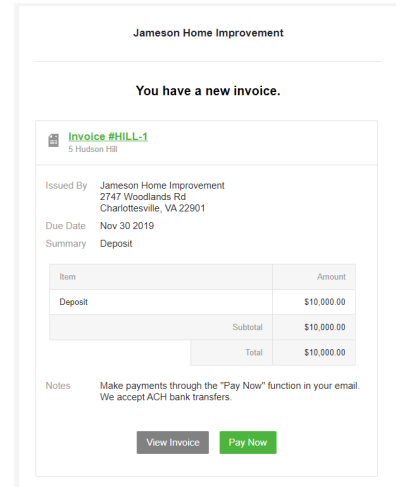
A guide for paying for your projects

## Pay Now

Once you've received an invoice, you can easily make a payment either directly from the invoice email or within the online project portal provided by your builder.



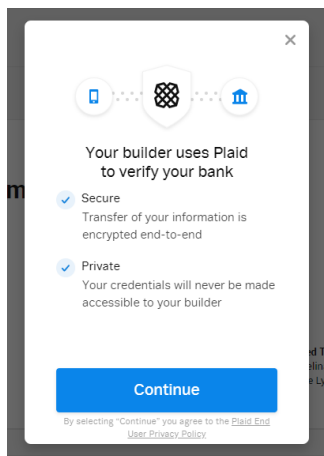
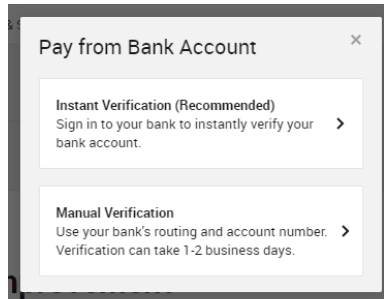
Start by selecting to "Pay Now" from your invoice.




## Your First Payment

*Paying via ACH ?*

To pay an invoice via a direct bank transfer, start by signing into your bank for an automatic verification.



Your builder uses a private third-party verification system to quickly obtain verification. Search for your bank and then plug in your credentials.

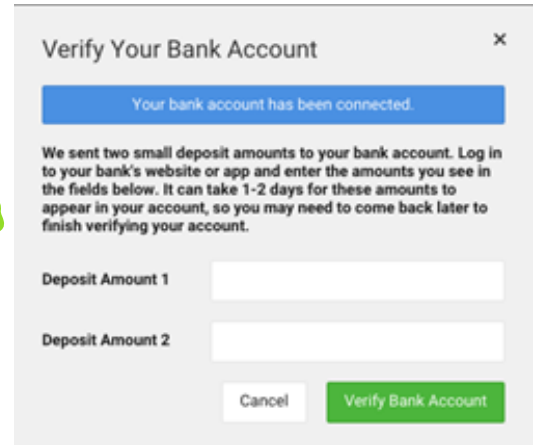
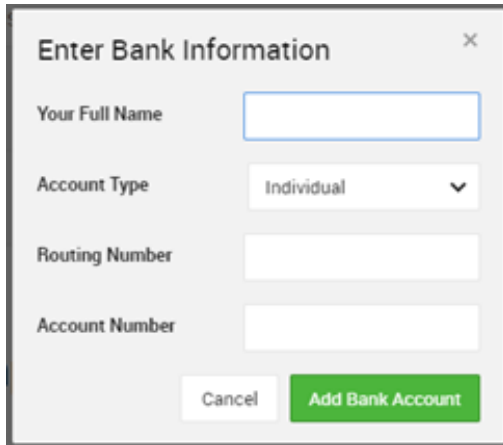


# Making Payments on Invoices

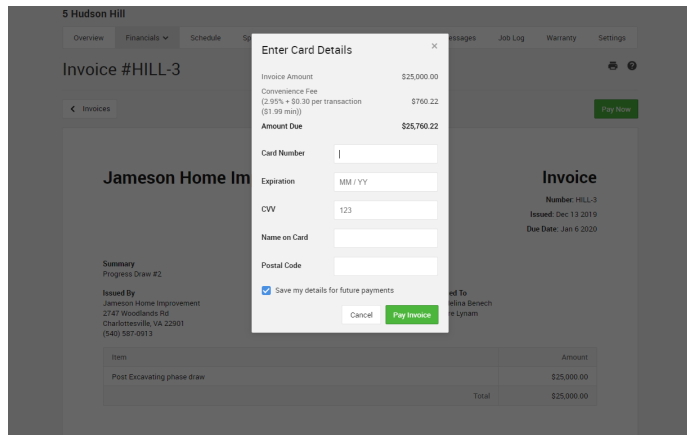
A guide for paying for your projects

## CAN'T FIND YOUR BANK?

No worries, we can still get things moving through manual verification. Enter in your name and bank information to start. The system will send your bank two small deposits that you'll need to verify back on the invoice.



## Paying via Credit Card ?



To pay an invoice via credit card, start by entering in your credit card information.



Once your bank or card has been verified you can pay the invoice with ease. Review the charges listed, then select to "Pay Invoice."

## Future Payments

Select for the system to remember your payment information to make future payments that much easier.